

Self assembled quantum dot - a source of multicolor photons with tunable statistics

U. Mizrahi, D.V. Regelman, D. Gershoni, E. Ehrenfreund

Solid State Institute and Physics Department, Technion- Israel Institute of Technology, Haifa 32000, Israel

W.V. Schoenfeld, and P.M. Petroff

Materials Department, University of California, Santa Barbara, CA 93106, USA

Abstract. The intensity correlation properties of single photons emitted from an optically excited single semiconductor quantum dot are reported. We show that a quantum dot is not only a source of non-classically correlated monochromatic photons but is also a source of *multicolor* photons with excitation rate dependent correlation properties. We found that the emitted photon statistics can be varied by increasing the excitation power, from a sub-Poissonian one, where the photons are temporally antibunched, to super-Poissonian, where they are temporally bunched.

It has been recently demonstrated that under continuous wave (cw) excitation, a single quantum dot emits antibunched photons obeying a sub-Poissonian statistics [1], while under optical pulse excitation, they emit single photon per each excitation pulse [2, 3, 4]. Similar effects were previously observed also in optical studies of the fluorescence from single atoms and molecules [5, 6].

In this work we report on measurements of temporal correlations among multi-color photons emitted from cw optically excited single semiconductor quantum dots (SCQD). We found a tunable intensity correlation among photons emitted at the same and at different wavelengths due to the recombination of excitons from different collective quantum states. These temporal correlations among the photons emitted by the SCQD dramatically vary with the excitation power. While monitoring a single spectral line, strong characteristic antibunching correlations are observed for low power excitations. These correlations disappear with the increase in the excitation power and gradually transform into bunching correlations for yet higher excitation power. When correlating between two different spectral lines, strong characteristic bunching correlations are observed for very low or very high power excitations. For intermediate power excitations, however, one observes typical antibunching correlations. These observations demonstrate that even a quantum light source, such as a single quantum dot, may emit bunched photons, obeying super-Poissonian statistics, when it is populated with multi excitons.

We quantitatively account for the experimentally measured distribution of the time interval, τ , between consecutively emitted photons. Specifically, we explain the changes in the distribution under variable excitation powers, both for photons originating from the same spectral line, as well as for photons from two different spectral lines. We do that by analytically solving a set of coupled rate equations [4, 7] describing the conditional probability that a photon is emitted from a collective state of j confined electron-hole (e-h) pairs (i.e. the j^{th} multiexciton) following a photon emission event from a collective state of $i > j$ e-h pairs.

Our SCQD sample was grown by molecular beam epitaxy of a strained epitaxial layer of InAs on (100) oriented GaAs substrate. Small islands of In(Ga)As connected by a very

thin wetting layer are thus formed in the Stranski-Krastanov growth mode. The vertical and lateral dimensions of the InAs SCQDs were adjusted during growth by the partially covered island growth technique [8]. The sample was not rotated during the growth of the strained layer, therefore a gradient in the QDs density was formed and low density areas, in which the average distance between neighboring QDs is larger than our optical spatial resolution, could easily be found on the sample surface.

We use a diffraction limited low temperature confocal optical microscope [9] for the photoluminescence (PL) studies of the single SCQDs. In order to measure the temporal correlation between emitted photon pairs we constructed a wavelength selective Hanbury-Brown and Twiss (HBT) [10]. The setup is described in detail in Ref. [11]. The setup allows us to correlate two photons emitted not only from the same spectral line (auto-correlations), but also from different spectral lines (cross-correlations) and for various polarization states.

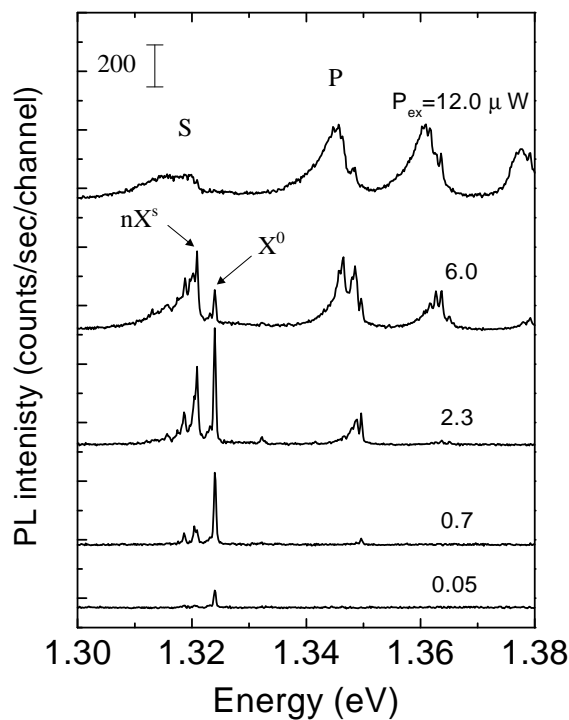


Figure 1. PL spectra from a cw excited SCQD for various excitation Power.

The PL emission spectra from a single quantum dot for increasing cw excitation powers are shown in Fig. 1. The measured spectra strongly depend on the excitation power because of the shell-filling effect and the Coulomb interactions between the carriers [9, 12, 13]. For the lowest excitation power there is a finite probability for one e-h pair (exciton) to occupy the dot. The radiative recombination of this pair gives rise to a sharp line (denoted as X^0). As the excitation power is increased, the probability to find few e-h pairs in the dot increases significantly. Since only two carriers with opposite spins can occupy each non-degenerate level, a second level is occupied when there are three or more excitons in the SCQD. The radiative recombination of carriers occupying the first and second energy levels, gives rise to the emission of photons in two groups, denoted S and P, respectively, in analogy with atomic shells. The Coulomb exchange interaction reduces the effective bandgap of an optically excited SCQD (in a similar way to the well known bulk phenomenon of bandgap renormalization) and gives rise to red shifted PL lines [9, 13] (denoted by nX^S), when $n > 1$ spectator e-h pairs are present in the SCQD during the recombination.

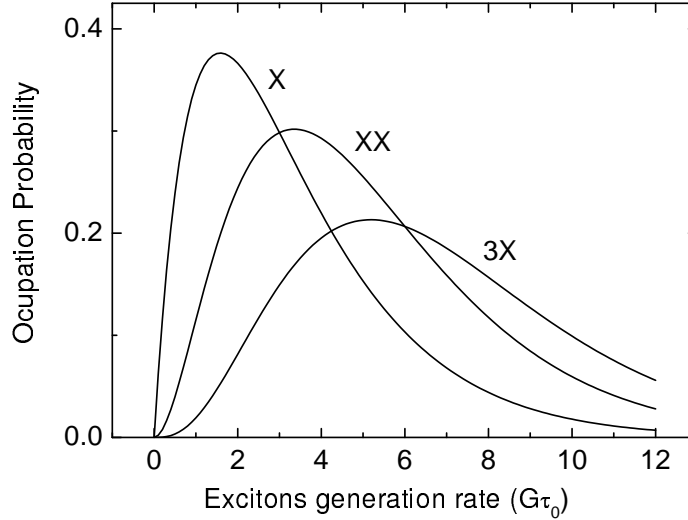


Figure 2. Occupation probability of single- (X), bi- (XX) and tri-exciton (XXX) in photoexcited SCQD as a function of the excitation power (or exciton generation rate).

At yet higher excitation powers, the probability to find higher number of e-h pairs within the QD increases and the probability to find the QD with a small number of e-h pairs decreases. This is demonstrated in Fig 2. where the calculated probability to find the quantum dot populated with a given number of e-h pairs, as a function of its excitation rate, is presented. It is seen that the intensity of any emission line under cw excitation increases, reaches a maximum and then decreases as the excitation power is further increased.

By using our wavelength selective HBT setup, we measure the intensity correlation function between photons emitted at various wavelengths, due to the recombination of e-h pairs in the presence of different number of spectator other pairs. The measured correlation function is expressed as,

$$g_{ij}^{(2)}(\tau) = \langle I_i(t)I_j(t + \tau) \rangle / \langle I_i(t) \rangle \langle I_j(t) \rangle \quad (1)$$

where $I_k(t)$ is the emission intensity at a wavelength corresponding to the recombination of a k^{th} multiexciton at time t . The function $g_{ij}^{(2)}(\tau)$ represents therefore the conditional probability that a photon from recombination events which involves j e-h pairs will be emitted at time τ after such an emission which involve i pairs has previously occurred. Obviously, when the same spectral line is monitored on both channels ($i = j$), Eq. 1 simply turns into the second order temporal coherence function. We note that completely uncorrelated photons have $g^{(2)}(\tau) = 1$ (Poisson statistics), photons with positive correlation (bunched photons) have $g^{(2)}(\tau) > 1$ (super-Poisson statistics), and photons with negative correlation (antibunched photons) have $g^{(2)}(\tau) < 1$ (sub-Poisson statistics). It is very well established [14] that chaotic and thermal light sources are characterized by $g^{(2)}(0) > 1$ and $g^{(2)}(\tau) < g^{(2)}(0)$, while quantum light sources are characterized by $g^{(2)}(0) < 1$ and $g^{(2)}(\tau) > g^{(2)}(0)$.

The measured intensity auto-correlation function for the X^0 spectral line ($g_{11}^{(2)}(\tau)$) for an increasing excitation powers is presented in Fig. 3a. The figure demonstrate that for low excitation power the probability of simultaneous detection of two photons is zero (the photons are antibunched [1]). This can be readily understood intuitively, since the recombination of a single e-h pair, which results in the detection of a photon from the X^0 line, empties the SCQD. The probability to detect another photon immediately after the detection of the first one is then zero, since the time it takes for the SCQD to repopulate and emit another

photon depends on the excitation power and the e-h pair lifetime. Thus, as can be seen in Fig. 3a, this population regeneration time (the width of the antibunching notch) decreases as we increase the excitation intensity. For further increase in the excitation power, the population regeneration time continues to decrease, as a result the measured $g_{11}^{(2)}(0)$, which is limited by the temporal resolution of our setup, ceases to vanish. With yet further increase of the excitation power, as the X^0 line emission intensity decreases (see Fig. 1) the emitted photons appear to be *bunched*. This novel observation can intuitively be understood as follows. The X^0 line auto-correlation function $g_{11}^{(2)}(\tau)$ reflects the probability to find the SCQD occupied with a single e-h pair at time τ after the emission of previous X^0 photon, which actually left the SCQD empty. At high excitation powers the average number of e-h pairs occupying the dot in steady state is large. Therefore, the average probability to find the SCQD occupied with only a single pair is small [4]. However, a short time after the SCQD was emptied from pairs (as evident by the detection of the first X^0 photon), this probability increases, becoming thus larger than the average one.

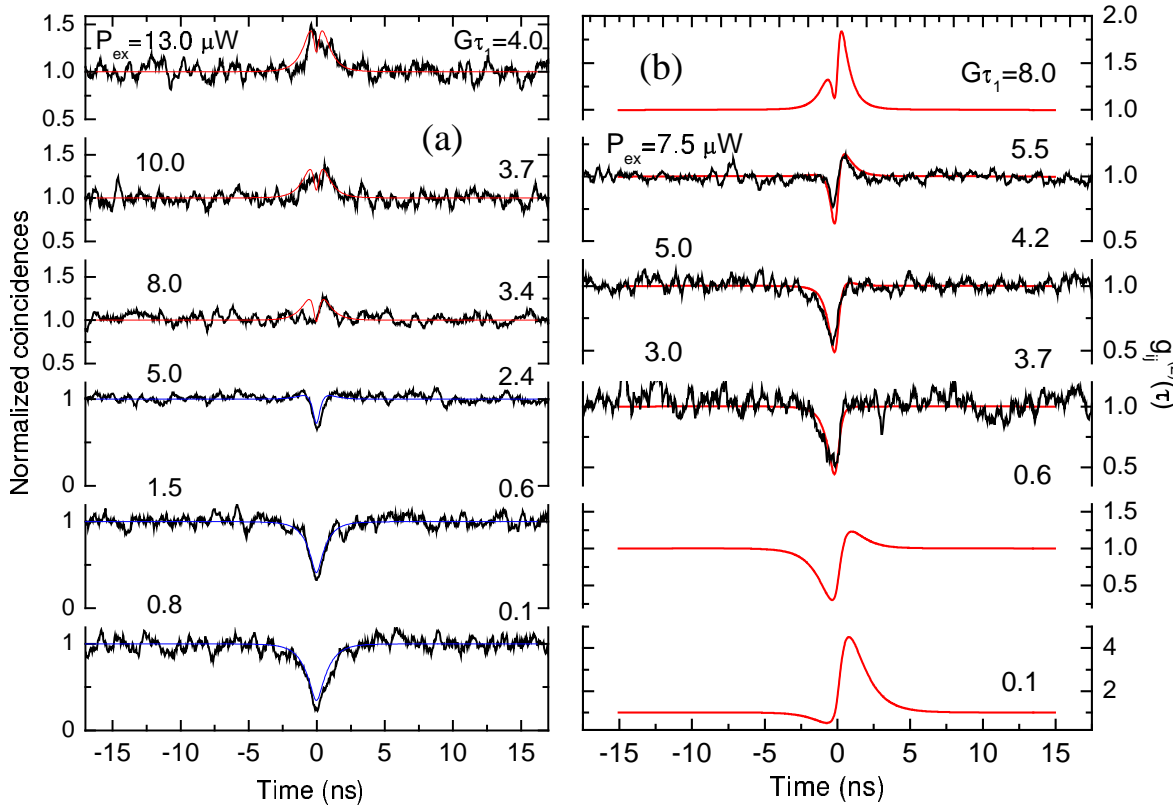


Figure 3. a) Measured (thick solid lines) and calculated (thin solid lines, see text) temporal intensity auto-correlation function of the X^0 spectral line for various excitation powers. b) Measured and calculated temporal intensity cross-correlation function of the X^0 and nX^S spectral lines for various excitation powers.

From the above discussion, it naturally follows that there are also strong temporal correlations between the emission of photons due to recombination of a given collective state of e-h pairs and that from any other collective state. These correlations depend on the dynamics of the SCQD population regeneration. In Fig. 3b we present the measured cross-correlation between the emitted photons from the nX^S line and the photons from the X^0 line for various excitation powers. While the auto-correlation function (Fig. 3a) is symmetric, the cross-correlation function is very asymmetric. At very low excitation power, the average

number of e-h pairs in the SCQD is less than one. Short time after the recombination of one pair out of n ($n \approx 3$) in the SCQD has occurred, the probability that a single pair recombines is larger than the product of the average probabilities, while the probability for the opposite order of events is smaller than the product of the average probabilities. When increasing excitation power the asymmetry reflects the fact that the elapsed time between the emission of an X^0 photon (after which the SCQD is empty) and the emission due to recombination of one pair out of the collective n pair state, is larger than the reverse order of events. At higher excitation power, the cross-correlation function even changes sign. This means that the probability that a single pair recombines in the SCQD short time after the recombination of one pair out of n ($n \approx 3$) has occurred, is larger than the product of the average probabilities, while the probability for the opposite order of events is smaller than the product of the average probabilities. This peculiar behavior can also be understood intuitively. The average number of e-h pairs in the SCQD at this excitation power is larger than $n \approx 3$. Therefore, the probability that a single pair recombines within the SCQD short time after the detection of recombination from the n pair collective state is larger compared with that probability at long times (the product of average probabilities). While after the SCQD has been found empty, as evident by the detection of the X^0 photon, it takes time for the SCQD to repopulate. During that time no emission from the nX^S line, is likely.

We quantitatively model the correlation properties of photons emitted from a single SCQD by the multiexcitonic coupled rate equations used earlier [4, 7]. Assuming for simplicity that the decay of different multiexcitons result in different spectral lines [7], we can write the intensity function $I_i(t)$ in Eq. 1 as: $I_i(t) = n_i(t)/\tau_i$, where n_i is the probability to find the SCQD occupied by the i^{th} multiexciton. The function $I_j(t + \tau)$ in Eq. 1 can now be calculated analytically for each τ , with the appropriate initial conditions. We choose initial conditions such that the radiative decay of the i^{th} multiexciton at some time t results in a probability 1 to find the SCQD populated by the $(i - 1)^{th}$ multiexciton state at that time. In order to calculate the intensity correlation functions between the various SCQD emission lines, one has to know the multiexcitonic recombination rates τ_i . We directly measured τ_1 ($\tau_1 \approx 1$ nsec) and used a model to estimate the decay rates of higher multiexcitons [4, 7, 15]. We note, that our solution to the rate equation model is quite robust and that its general behavior is not strongly dependent on the specific τ_i .

The calculated auto- and cross-correlation functions convoluted with the system impulse response function are presented by solid lines overlaid on the experimental data in Fig. 3. General good agreement with the experimentally measured data is obtained, by slightly adjusting G within the experimental uncertainties, to best fit the experimental data. As can be seen, our calculated correlation functions describe quantitatively the following phenomena:

- (a) The crossover from antibunching to bunching for the auto-correlations of monochromatic photons as the excitation power increases.
- (b) The asymmetric antibunching-bunching behavior of the cross-correlation function between different wavelength photons and its evolution with excitation power.

In Fig.3(b) we also display the calculated cross-correlation function $g_{13}^{(2)}(\tau)$ for very low and for very high excitation rates when the XXX and X spectral lines, respectively, are very weak (see Fig. 2). As a result it is most difficult to measure the cross correlation function $g_{13}^{(2)}(\tau)$, at these excitation rates.

In summary, we have demonstrated that the statistical properties of photons emitted from a cw excited single semiconductor quantum dot can be variably controlled by the external excitation intensity. For same wavelength photons the quantum dot acts as a quantum light source, although the emitted photons can be either bunched (i.e. super-Poissonian statistics) or antibunched (i.e. sub-Poissonian statistics) in time. We have also measured temporal correlations between photons of different wavelengths, and developed a semiclassical model

which quantitatively accounts for the statistical properties observed at various excitation intensities.

Acknowledgments – The work was supported by the Israel Science Foundation and by the Israel-US Binational Science Foundation.

- [1] C. Becher, A. Kiraz, P. Michler, A. Imamoglu, W.V. Schoenfeld, P.M. Petroff, L. Zhang, E. Hu, *Phys. Rev. B* **63**, 121312 (2001).
- [2] C. Santori, M. Pelton, G. Solomon, Y. Dale, Y. Yamamoto, *Phys. Rev. Lett.* **86**, 1502 (2001).
- [3] P. Michler, A. Kiraz, C. Becher, W.V. Schoenfeld, P.M. Petroff, L. Zhang, E. Hu, A. Imamoglu, *Science* **290**, 2282 (2000).
- [4] E. Dekel, D.V. Regelman, D. Gershoni, E. Ehrenfreund, W.V. Schoenfeld, P.M. Petroff, *Phys. Rev. B* **62**, 11038 (2000).
- [5] B. Lounis, W.E. Moerner, *Nature* **407**, 491 (2000).
- [6] C. Brunel, B. Lounis, P. Tamarat, M. Orrit, *Phys. Rev. Lett.* **83**, 2722 (1999).
- [7] E. Dekel, D. Gershoni, E. Ehrenfreund, J.M. Garcia, P.M. Petroff, *Phys. Rev. B* **61**, 11009 (2000).
- [8] J.M. Garcia, T. Mankad, P.O. Holtz, P.J. Wellman, P.M. Petroff, *Appl. Phys. Lett.* **72**, 3172 (1998).
- [9] E. Dekel, D. Gershoni, E. Ehrenfreund, D. Spektor, J.M. Garcia, P.M. Petroff, *Phys. Rev. Lett.* **80**, 4991 (1998).
- [10] R. Hanbury-Brown, R.Q. Twiss, *Nature* **178**, 1447 (1956).
- [11] D.V. Regelman, U. Mizrahi, D. Gershoni, E. Ehrenfreund, W.V. Schoenfeld, P.M. Petroff, *Phys. Rev. Lett.* **87**, 257401 (2001).
- [12] L. Landin et al, *Science* **280**, 162 (1998).
- [13] M. Bayer, O. Stern, P. Hawrylak, S. Fafard, A. Forchel, *Nature* **405**, 923 (2000).; R. J. Warburton et al, *Nature* **405**, 926 (2000).
- [14] R. Loudon, *"The quantum theory of Light"*, Oxford Science Publications, 3rd Ed. (2000).
- [15] E. Dekel, D.V. Regelman, D. Gershoni, E. Ehrenfreund, W.V. Schoenfeld, P.M. Petroff, *Solid State. Commun.* **117**, 395 (2001).