

ARTICLE

Received 7 Jun 2016 | Accepted 3 Jan 2017 | Published 22 Feb 2017

DOI: 10.1038/ncomms14464

OPEN

Quantum criticality at the superconductor-insulator transition revealed by specific heat measurements

S. Poran^{1,2}, T. Nguyen-Duc^{2,3}, A. Auerbach^{4,5}, N. Dupuis⁵, A. Frydman^{1,2,3} & Olivier Bourgeois^{2,3}

The superconductor-insulator transition (SIT) is considered an excellent example of a quantum phase transition that is driven by quantum fluctuations at zero temperature. The quantum critical point is characterized by a diverging correlation length and a vanishing energy scale. Low-energy fluctuations near quantum criticality may be experimentally detected by specific heat, c_p , measurements. Here we use a unique highly sensitive experiment to measure c_p of two-dimensional granular Pb films through the SIT. The specific heat shows the usual jump at the mean field superconducting transition temperature T_c^{mf} marking the onset of Cooper pairs formation. As the film thickness is tuned towards the SIT, T_c^{mf} is relatively unchanged, while the magnitude of the jump and low-temperature specific heat increase significantly. This behaviour is taken as the thermodynamic fingerprint of quantum criticality in the vicinity of a quantum phase transition.

¹Department of Physics, Bar Ilan University, Ramat Gan 52900, Israel. ²Institut NÉEL, CNRS, 25 avenue des Martyrs, F-38042 Grenoble, France. ³Univ. Grenoble Alpes, Inst NEEL, F-38042 Grenoble, France. ⁴Department of Physics, Technion, 32000 Haifa, Israel. ⁵Laboratoire de Physique Théorique de la Matière Condensée, CNRS UMR 7600, UPMC-Sorbonne Universités, 4 Place Jussieu, 75252 Paris, France. Correspondence and requests for materials should be addressed to A.F. (email: aviad.frydman@gmail.com) or to O.B. (email: olivier.bourgeois@neel.cnrs.fr).

Quantum criticality is a central paradigm in physics. It unifies the description of diverse systems in the vicinity of a second-order, zero-temperature quantum phase transition, governed by a quantum critical point (QCP). QCPs have been discovered and extensively studied primarily in metallic and magnetic systems. At many of these QCPs, especially in two dimensions (2D), conventional mean-field and Fermi-liquid theories fail in lack of well-defined quasiparticles. QCPs inspired innovative non-perturbative approaches^{1–4}, including those relevant to field theory/gravity duality⁵.

In 2D superconducting films, the zero-temperature superconductor–insulator transition (SIT) has been viewed as a prototype of a quantum phase transition that is controlled by a non-thermal tuning parameter g ⁶. Experimentally, the transition has been driven utilizing various g such as inverse thickness^{7–16}, magnetic field^{12,13,17–26}, disorder^{25,27,28}, chemical composition²⁹ and gate voltage³⁰. For $g < g_c$ the film is a superconductor with well-defined quasiparticles and superconducting collective modes as well as a finite 2D superfluid density. As g is increased, the system enters the critical regime in which excitations are strongly correlated, while the superfluid density vanishes as $g \rightarrow g_c$. For $g > g_c$, the system becomes insulating with gapped charge excitations.

2D superconducting granular films have been shown to exhibit signs for Cooper-pairing effects such as the presence of an energy gap, Δ well into the insulator phase³¹, and it has been argued that they may be modelled by a bosonic quantum field theory with O(2) symmetry³². Similar findings were found for disordered thin films^{27,29,33} in which disorder is assumed to generate emergent granularity³⁴. If one ignores the broadening of the SIT due to inhomogeneities, divergent correlation length and time are expected at the transition. Indeed, recent optical conductivity measurements have detected signatures of the critical amplitude (Higgs) mode, becoming soft at the SIT^{35,36}.

One of the salient thermodynamic signatures of a QCP is the presence of excess entropy or specific heat^{1,2}. In heavy electron metals, this has been observed as the divergence of linear specific heat coefficients, or electronic effective mass, which signals a deviation from conventional Fermi-liquid theory behaviour³⁷. Such a signature would be very important to measure in the SIT system, to probe the critical thermodynamics near this non-mean-field-type QCP.

Entropy $S(T)$ is a fundamental physical quantity of significant importance for the quantum phase transition; however, its absolute value cannot be directly measured. On the other hand, the specific heat $c_p(T)$ at constant pressure can have its absolute value determined experimentally. Apart from its interest regarding QCP, it is above all the most appropriate physical property to categorize the order of a phase transition or to probe signatures of fluctuations. Despite its crucial interest, specific heat experiments have never been performed close to the QCP in the context of the SIT. The main reason is that the systems under study are 2D ultra-thin films involving ultra-low mass. The substrate mass onto which thin films are deposited is usually much larger than that of the film itself rendering ultra-thin film specific heat unmeasurable.

Here we report on the first experimental demonstration of excess specific heat in 2D granular films spanning the superconductor–insulator quantum phase transition. We employ a unique technique based on thin suspended silicon membrane used as a thermal sensor that enables ultra-sensitive measurements of the specific heat of superconducting films close to the SIT. We find that the mean-field critical temperature, T_c^{mf} , remains basically unchanged through the SIT. Nevertheless, the specific heat jump at T_c^{mf} and the specific heat magnitude at temperatures lower than the critical temperature increase

progressively towards the transition. These results are interpreted as thermodynamic indications for quantum criticality close to the QCP.

Results

Specific heat experimental set-up. The samples used in this study were ultra-thin granular films grown by the ‘quench condensation’ technique. In this method, sequential layers are deposited directly on an insulating substrate held at cryogenic temperatures ($T = 8$ K) under ultra-high-vacuum conditions^{7,38–40}. The first stages of evaporation result in a discontinuous layer of isolated superconducting islands. As material is added, the inter-grain coupling increases and the system undergoes a transition from an insulator to a superconductor.

The measurement set-up consists of a thermally sensitive thin membrane that is suspended by 10 silicon arms used for mechanical support, thermal isolation and for electrical wiring (Fig. 1). This results in a calorimetric cell that enables the simultaneous measurement of transport properties and heat capacity with energy sensitivity as low as an attoJoule around 1 K (ref. 41) so that temperature variation as low as few microkelvin can be detected on ultra-thin samples with masses down to few tens of nanograms. This set-up provides a unique opportunity to measure simultaneously the film resistance, R , and heat capacity, C_p , of a single film as a function of thickness through the entire SIT without the need to warm up the sample or to expose it to atmosphere; both processes being harmful to ultra-thin films. Further experimental details are specified elsewhere⁴², see also Methods.

Specific heat and resistance through the SIT. Panels a and b of Fig. 2 show concomitant $R(T)$ and $C_p(T)$ measurements performed on a series of 18 consecutive depositions of Pb on a single nano-calorimetric cell. The thinnest layer is an insulator with $R \gg 1$ G Ω , making it unmeasurable within the sensitivity of our set-up, and the thickest is a superconductor with a sharp transition corresponding to the bulk critical temperature of Pb. The $R(T)$ curves are typical of granular Pb films^{11,31}, where the first six depositions are on the insulating side of the SIT, the evaporations 7 and 8 show resistance re-entrance behaviour, 9–16 are superconducting with long exponential tails that become increasingly sharper until, in stages 17 and 18, the transition is sharp.

Such samples have been considered as prototype systems for the bosonic SIT in which the grains are believed to be large enough to sustain superconductivity with bulk properties^{11,31,39,43}. However, for the thinnest layers, phase fluctuations between the grains are strong enough to suppress global superconductivity and lead to an insulating state. The critical temperature measured by transport (temperature of zero resistance) is thus governed by order-parameter fluctuations and not by actual pair breaking.

As opposed to electrical transport, thermodynamic measurements can be performed deep into the insulating regime (purple line in Fig. 2b). The measured heat capacity contains contributions from phononic, electronic and superconducting degrees of freedom. In the following, we will only focus on the specific heat c_p (the heat capacity C_p normalized to the mass). Above T_c , the normal specific heat, c_n , should follow the well-known form:

$$\frac{c_n}{T} = \gamma_n + \beta T^2 \quad (1)$$

with γ_n and β proportional to the electron and phonon specific heat (heat capacity divided by the mass of the Pb film), respectively. In our case, the phonon contributions to c_p

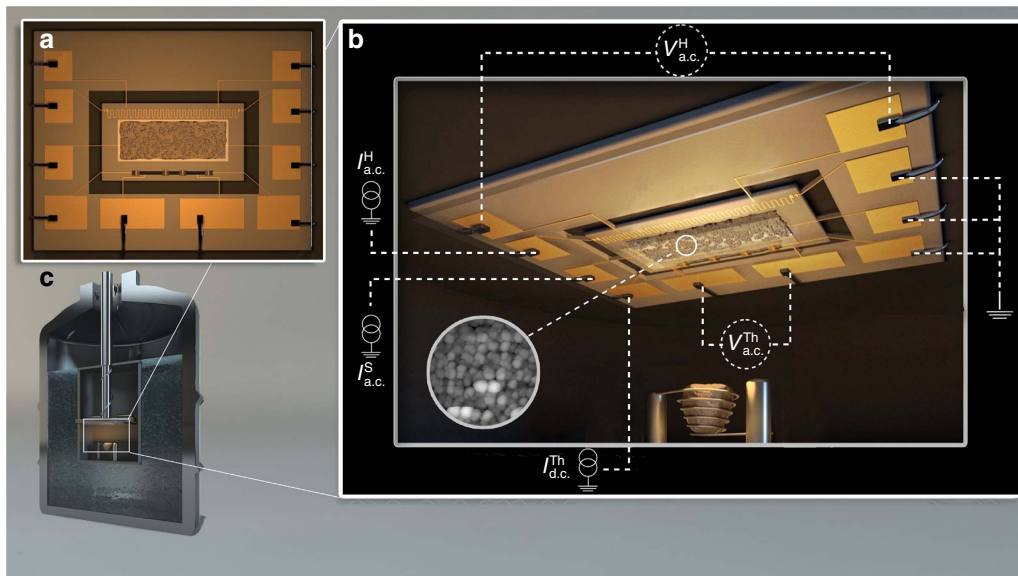


Figure 1 | Sketch of the experimental set-up. (a) The suspended membrane acting as the thermal cell contains a copper meander, used as a heater, and a niobium nitride strip, used as a thermometer. These are lithographically fabricated close to the two edges of the active sensor. (b) The quench condensation set-up is constituted by an evaporation basket containing the Pb material that is thermally evaporated on the substrate held at cryogenic temperatures and in UHV conditions. The granular quench-condensed film is evaporated through a shadow mask which, together with the measurement leads, defines its geometry. The biasing of the heater is done with a a.c. current $I_{a.c.}^H$ (used for heat dissipation), $I_{d.c.}^{Th}$ is the d.c. current biasing the thermometer for the measurement of the temperature through the voltage $V_{a.c.}^H$ and the measurement of the resistance of the quench-condensed films is done using the d.c. current $I_{d.c.}^S$. The inset shows a low-temperature STM image of the quench-condensed granular Pb⁵⁶. (c) The whole experimental set-up is immersed in a liquid helium bath.

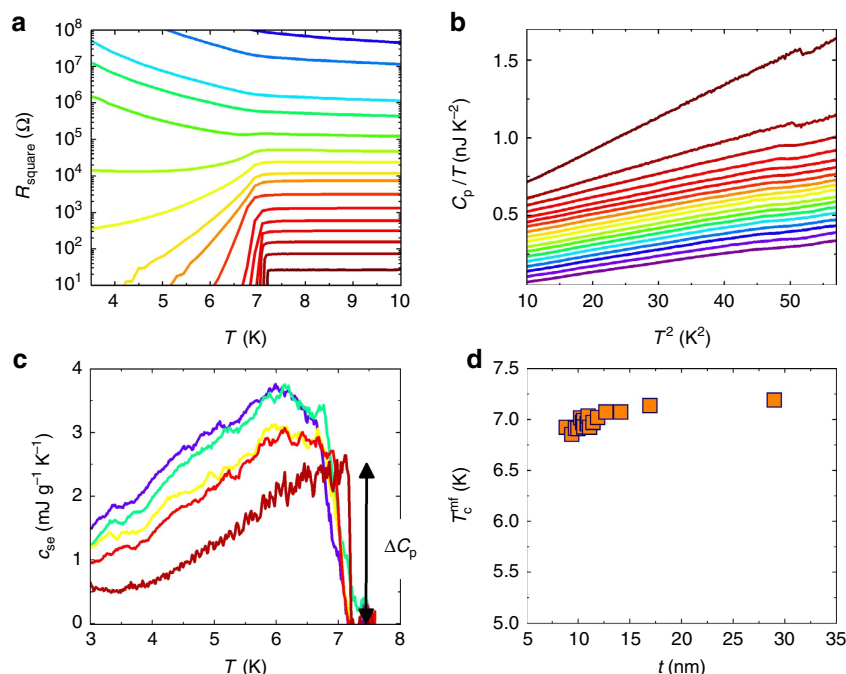


Figure 2 | Resistance and heat capacity versus temperature. (a) Resistance per square and (b) the heat capacity of ultra-thin lead versus temperature of the 18 sequential deposited films. The same colour code is used for all the panels of the figure. The resistances of the two first depositions are unmeasurable, unlike heat capacity that can be measured deeply in the insulating regime (in purple in b). (c) c_{se} versus T for a number of layers clearly depicting the growth of specific heat as the sample is thinned. The thicknesses are 8.9, 10.2, 10.95, 12.7 and 29 nm from top to bottom, respectively. (d) Quasi-constant mean-field critical temperature, T_c^{mf} of the granular Pb layers as extracted from the midpoint of the heat capacity jump as a function of film thickness through the SIT.

overwhelms the electronic contribution by at least one order of magnitude as can be seen from the linear behaviour of the heat capacity shown in Fig. 2b. This strong phonon contribution originates from the amorphous nature of the superconducting Pb materials obtained by quench condensation; the discussion of this point goes far beyond the scope of this paper (see Methods). Hence, the specific heat above T_c can be fit using a simpler relation than equation (1), that is, $\frac{c_p}{T} = \beta T^2$ since $\gamma_n \ll \beta T^2$.

In this study, we focus on c_{se} , the specific heat of electrons in the superconducting state compared with the one in the normal state, as defined by the following relation: $c_{se}(T) = c_p(T) - c_n(T)$. To do this, we subtract from each of the measured $c_p(T)$ of Fig. 2b the specific heat extrapolated from the normal-state regime $c_n(T) = \beta T^3$ above T_c . The superconducting electronic specific heat c_{se} ($\text{J g}^{-1} \text{K}^{-1}$) for a number of selected layers are shown in Fig. 2c. The remainder of this article will focus on c_{se} of the films close to the quantum phase transition.

Two prominent facts are clearly observed in the specific heat data of Fig. 2c. The first is the position of the specific heat jumps Δc_p and the second is the amplitude of the specific heat below the critical temperature.

Specific heat jumps Δc_p . The amplitude of these specific heat jumps at the transition temperature T_c^{mf} is quantified by: $\Delta c_p = c_p(T = T_c^{\text{mf}}) - c_n(T = T_c^{\text{mf}}) = c_{se}(T = T_c^{\text{mf}})$. These jumps are identified as the usual fingerprint of the superconducting second-order phase transition.

The temperature of the jumps T_c^{mf} , (defined by the midpoint of the jumps) is close to the superconducting transition temperature of bulk Pb $T_c^{\text{bulk}} = 7.2 \text{ K}$. However, T_c^{mf} does not mark the onset of macroscopic superconductivity since the thinnest films remain resistive below it (Fig. 2a). It rather reflects the onset of local, intra-grain Cooper pairing. Interestingly, while the jump becomes increasingly broadened for thinner layers, $T_c^{\text{mf}}[t]$ changes very little with thickness t (Fig. 2d). This is true in the whole regime between the thickest layer, which is a high-quality superconductor, and the thinnest layer, which is insulating at low temperatures. In fact T_c^{mf} has similar behaviour to the tunnelling gap $2\Delta^{\text{tunn}}$, which was found to remain unchanged through the SIT³¹. The fact that it does not decrease towards the insulating state means that the SIT is driven by inter-grain phase fluctuations. A model for such a bosonic SIT transition is provided by a disordered network of weakly Josephson-coupled, low-capacitance superconducting grains⁴⁴.

Excess specific heat below T_c^{mf} . The key observation of Fig. 2c is that the electronic specific heat in the superconducting state increases for thinner films. This increase is throughout the temperature range $3 < T < T_c^{\text{mf}}$. The specific heat jump Δc_p also increases as t decreases towards the SIT as seen in Fig. 2c. Since superconducting grains are involved, one may naively expect that the anomaly at $T = T_c$ would be spread over a broader temperature range as the grains become smaller as calculated by Muhlshlegel^{45,46}, and hence reduced in amplitude. Indeed, superconductivity may be suppressed in very small grains due to energy level splitting being of the order of the superconducting gap and the specific heat anomaly is expected to be less pronounced. Here the opposite is observed: Δc_p is more pronounced as the film is made thinner and pushed towards the QCP as illustrated in Fig. 3. We note that demonstrating a decrease of specific heat as the sample crosses the QCP is extremely difficult for two main reasons: first, pushing the sample into the insulating regime requires increasingly thinner films. This results in the signal-to-noise ratio becoming less and less favourable. Second, we cannot enter too deeply into the insulating regime because this

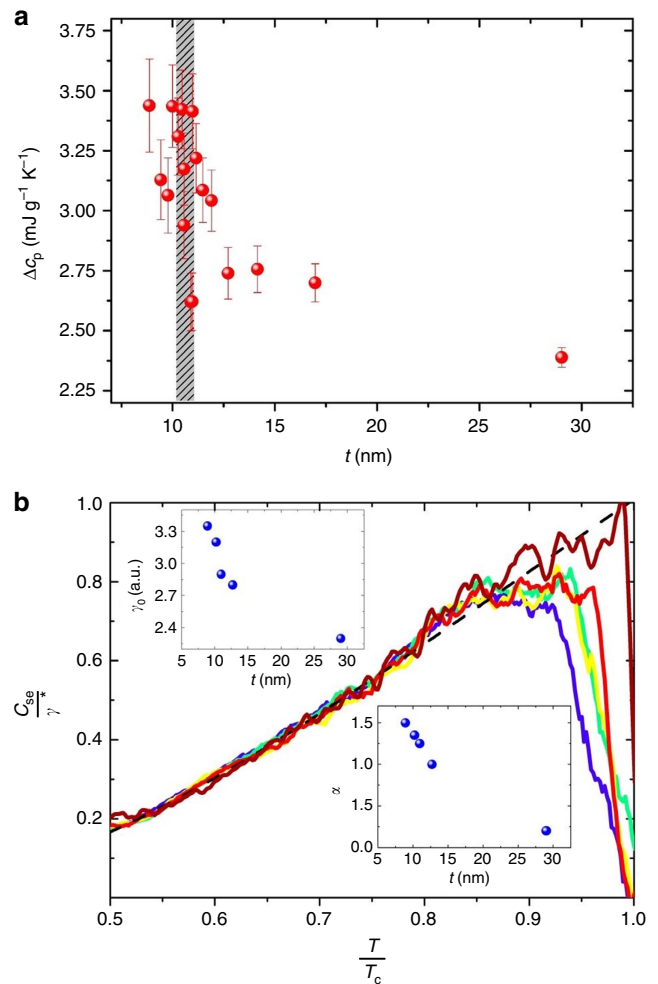


Figure 3 | Excess specific heat. (a) The specific heat jump, Δc_p , versus the thickness of the layer. The hatched region marks the position of the QCP. The error bars are estimated from the noise of the heat capacitance measurements which becomes larger the thinner the film. (b) The superconducting electronic specific heat, c_{se} for the layers of Fig. 2c scaled according to equations (6 and 7). The colour code is similar to that of Fig. 2c. The insets show that both $\alpha(t)$, (the power of equation (7)) and γ_n increase towards the QCP. The dashed black line is the BCS prediction of equation (3).

would require measurements of a very-low-mass sample beyond the sensitivity of our set-up (which is state-of-the-art for specific heat experiments).

Discussion

The results presented show that the low-temperature specific heat is enhanced towards the QCP. Here we present a possible scenario for the effect of quantum criticality on the electronic specific in the superconducting state. We recall that for a weakly interacting metal, such as Pb, the normal-state specific heat follows equation (1), where the electronic contribution coefficient is given by:

$$\gamma_n = \frac{\pi^2}{3} k_B^2 g(\epsilon_F) \quad (2)$$

here $g(\epsilon_F)$ is the single-particle density of states at the Fermi energy. Hence, for free electrons, $\gamma_n = m \frac{k_F^3}{3\pi^2}$ is proportional to the electron mass.

Excess specific heat is not expected near an ordinary disorder driven metal-to-insulator transition via Anderson localization. In such a transition, the linear coefficient persists into the insulator phase as measured in, for example, silicon-doped phosphorous system⁴⁷. Therefore the enhancement observed here at low temperatures, $T < T_c^{\text{mf}}$, indicates that it is related to pairing and superconductivity.

The BCS prediction for the electronic specific heat in the superconducting state is given by:⁴⁸

$$c_s(T) \simeq 10\gamma_n T_c \exp\left(-1.76 \frac{T_c}{T}\right) \quad (3)$$

hence, it depends on the same γ_n as that of the normal state. In addition, the BCS specific heat jump also scales with γ_n since⁴⁸,

$$\frac{\Delta c_p}{c_n} \simeq 1.43 \quad (4)$$

Since, as we demonstrated experimentally, T_c^{mf} remains constant through the SIT, we interpret the c_s enhancement as a signature of the renormalization of the electron mass appearing in the coefficient γ_n . This is described through the presence of a self-energy in the Green function formalism, which is an interaction driven effect in the vicinity of the QCP. Indeed close to a QCP, following quantum field theory, the electron effective mass is renormalized by the self-energy Σ by^{49,50}:

$$\frac{\gamma^*}{\gamma_n} = \frac{1 + \partial_{\epsilon_k} \Sigma(\epsilon_{k_F}, \omega)}{1 - \partial_{\omega} \Sigma(\epsilon_{k_F}, \omega)} \quad (5)$$

where Σ depends on the many-body interactions. These interactions can be with phonons or with other electrons. However, the main contribution to the self-energy arises from the interaction of the fermions with low-energy collective superconducting quantum fluctuations. These quantum fluctuations can be either gapless phase-density fluctuations (called Goldstone/plasmon modes) or amplitude fluctuations (called Higgs modes), both lead to an infrared singularity in the self-energy⁵¹. This can be phenomenologically modelled by a divergent $\gamma^*(T)$ by replacing equation (3) by:

$$c_s(T, t) \simeq 10T_c^{\text{mf}} \gamma^*(T, t) \exp\left(-1.76 \frac{T_c^{\text{mf}}}{T}\right) \quad (6)$$

The specific heat curves depicted in Fig. 2c imply that such an interpretation would require a $\gamma^*(T)$ that would significantly increase at low temperatures. We note that a divergence of linear specific heat coefficient γ_n has been widely observed at the QCP separating a magnetic and paramagnetic Fermi liquids² in good agreement with what is currently observed in granular superconducting Pb. In those systems, the temperature dependence of γ_n was predicted to be²: $\gamma_n(T) \sim \gamma_0 \log(1/T)$. In our limited temperature interval, we find that a better fit is given by assuming a power-law dependence of γ^* on temperature (Fig. 3):

$$\gamma^* = \gamma_0 \left[\frac{T_c^{\text{mf}}}{T} \right]^\alpha, \quad (7)$$

where both γ_0 and α increase as the thickness t decreases towards the QCP. The appropriateness of such scaling is illustrated in Fig. 3, where all curves can be collapsed by the same equation 7.

Finally, the bosonic degrees of freedom due to order-parameter fluctuations of phase and amplitude should also contribute to the specific heat. Indeed, such specific heat, c^{boson} , was computed for the 2D O(2) relativistic Ginzburg–Landau theory, by the non-perturbative renormalization group⁴. The results are shown in the Methods section. c^{boson}/T^2 exhibits a peak that reflects a relative enhancement of order 2 at the QCP. This peak is associated with the excess of low-temperature entropy of the softening amplitude fluctuations (Higgs mode). As for the granular superconducting

films, the overall magnitude of the bosonic specific heat is controlled by the density of grains so that $c^{\text{boson}} \sim n_{\text{grains}} kB$, which is at least two orders of magnitude smaller than the measured excess specific heat scale. Hence, the effects of the bosonic collective modes close to the QCP are measurable only indirectly through their effects on the electronic effective mass.

To conclude, we experimentally demonstrated the enhancement of specific heat towards the QCP in a granular superconductor. This is interpreted as the thermodynamic indication for quantum criticality in the quantum critical regime of the SIT. A possible mechanism for this specific heat enhancement is the increase of the electronic effective mass in the vicinity of the quantum phase transition. The effective mass increase is correlated to the self-energy emerging from the interactions between the fermions and bosonic collective modes that become pronounced close to the quantum critical point of the SIT. From our results, it is not possible to tell whether the specific heat decreases as the sample is pushed deep into the insulating phase. The data become too noisy to draw any definite conclusion since the film becomes too thin. The direct detection of the collective modes by specific heat require either more sensitive instrumentation or more adapted systems.

Methods

Experimental methods. The samples used in this study are ultra-thin granular films quench condensed directly on an insulating substrate. In these systems, superconducting layers are sequentially evaporated on a cryogenic substrate under ultra high vacuum (UHV) conditions³⁸. The first stages of evaporation result in a discontinuous layer of isolated superconducting islands. As material is added the grains become larger and thereby the inter-grain coupling increases.

The experimental set-up is composed of a thin silicon membrane on which the evaporation of Pb is performed. A copper meander to be used as a heater and a niobium nitride strip to be used as a thermometer, both close to two edges of the active sensor, are structured by photolithography and lift-off processes. The sensitive part of the membrane is suspended by 10 silicon arms holding the electrical wiring. This results in a calorimetric cell into which one can supply heating power and measure its temperature while being effectively separated from the heat bath. Transport measurements of the thin Pb films was enabled by depositing 5 nm titanium and 25 nm gold on two additional leads through a mechanical mask. The quench condensation apparatus consists of a high-vacuum chamber containing tungsten thermal evaporation boat. The membrane is wire-bonded to the sample holder that is mounted in the quench condensation chamber. Quench condensation evaporations are made through a mechanical shadow mask defining a window of 1.3 mm \times 3.2 mm on the membrane. The chamber is then immersed in liquid helium, and by pumping on a 1-K pot the system is capable of reaching 1.5 K.

Measurement of the membrane heat capacity is conducted by a.c. calorimetry, in which a current at frequency f is driven through the heater. This oscillates the cell temperature at the second harmonic $2f$ with amplitude $\delta T_{a.c.}$. This amplitude is picked up by the thermometer, which allows the calculation of heat capacity through:

$$C_p = \frac{P_{a.c.}}{4\pi f \delta T_{a.c.}} \quad (8)$$

$P_{a.c.}$ being the joule heating power dissipated in the heater, allowing highly sensitive

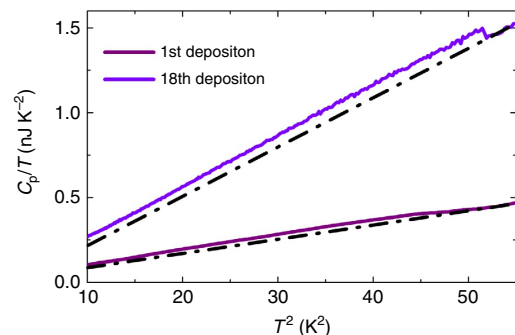


Figure 4 | Heat capacity of the granular Pb versus T^2 . The linear cubic fit in temperature is used to extract the electronic contribution to the specific heat in the superconducting state c_{se} without the phononic contribution.

Table 1 | Experimental data extracted from the heat capacity measurement of the 18 evaporations (referred to by sample no).

Deposition no.	Mass (μg)	C_p (nJ K^{-1})	β ($\mu\text{J K}^{-4}$)	t (nm)	ΔC_p (nJ K^{-1})	Δc_p ($\text{mJ g}^{-1} \text{K}^{-1}$)	R_{sq} (Ω)	T_c (K)
1	0.42	16	97	8.9	1.44	3.5	NA	7.02
2	0.44	17	96	9.4	1.39	3.1	6.6×10^8	7.02
3	0.46	18	98	9.7	1.41	3.05	7.8×10^7	7.08
4	0.47	18.3	98.6	10	1.62	3.45	1.5×10^7	7.2
5	0.48	18.8	98.5	10.2	1.60	3.3	1.5×10^6	7.2
6	0.49	19.2	98.5	10.4	1.68	3.4	0.5×10^6	7.13
7	0.497	19.3	97.4	10.5	1.46	2.95	1.5×10^5	7.12
8	0.498	19.4	99	10.6	1.58	3.2	4.8×10^4	7.15
9	0.514	19.9	97	10.85	1.35	2.6	2.4×10^4	7.12
10	0.517	20	97	10.95	1.35	2.6	1.1×10^4	7.1
11	0.518	20.1	98	11	1.76	3.4	7,160	7.2
12	0.526	20.4	97.7	11.1	1.69	3.2	3,080	7.2
13	0.54	21	98	11.4	1.67	3.1	1,380	7.02
14	0.56	22.4	99.5	11.9	1.71	3.05	647	7.17
15	0.6	23	98	12.7	1.65	2.75	330	7.08
16	0.67	26	98.5	14.1	1.85	2.75	168	7.2
17	0.8	31	99.5	17	2.15	2.7	75	7.12
18	1.37	53	100	29	3.25	2.4	27	7.18

For each evaporation of Pb, we give the mass, the heat capacity C_p at 7.5 K, the β_i used in the equation $C(T) = \beta_i T^3$ for the fit, the thickness t , the heat capacity jump ΔC_p , at T_c , the specific heat jump Δc_p at T_c , the resistance per square R_{sq} and the T_c extracted from the heat capacity measurements.

heat capacity measurement⁴¹. To extract only the heat capacity of the evaporated metallic layer, the heat capacity of the raw membrane (containing the heater and the thermometer) is measured from 1.5 to 10 K. This background is subtracted from all the measurements we report in this letter. Further details on the experimental system can be found elsewhere⁴².

Specific heat components. The specific heat (the heat capacity normalized to the mass of the sample) of the granular film has two contributions

$$c_n(T) = \gamma_n T + \beta T^3, \quad (9)$$

one linear in temperature that comes from the electronic part of the degrees of freedom, and the second part cubic in temperature, coming from the phonons of the lattice. In our samples, as an experimental fact, the phonon contribution is far bigger than its electronic counterpart: $\gamma_n T \ll \beta_i T^3$; this is illustrated in Fig. 4 by the dominating cubic variation of the heat capacity versus temperature. Such behaviour has been already observed in many granular systems such as granular Al or granular Al-Ge. The large phonon contribution to specific heat may come from a lower Debye temperature in the thin film than in the bulk, additional degrees of freedom from surface phonons (soft surface modes) or amorphous structure of the quench-condensed Pb grains^{52,53}.

To extract information on the electronic specific heat in the superconducting state, one has to remove the contribution of phonons from the overall specific heat. In regular superconductors (crystals or thick films), the electronic specific heat dominates the total signal. Traditionally, to single out the superconducting electronic contribution to the specific heat, one can apply a magnetic field larger than the critical magnetic field, thus suppressing the superconducting state. In this limit, only the normal-state electrons contribute to the specific heat; the electronic contribution in the superconducting state c_{se} is then obtained by subtracting the normal-state specific heat c_n from the superconducting specific heat c_s ; that is, $c_{se} = c_s - c_n$. Here this protocol cannot be applied since the expected critical magnetic field for small superconducting grains is far larger than the field that can be applied in our experiment ($B_c \gg 10 \text{ T}$)⁵⁴. If the critical magnetic field happens to be too high, there is a second traditional way to extract the electronic contribution, that is, by fitting the specific heat in the normal state above T_c using equation (9), and then extrapolating to temperatures lower than T_c to find γ_n . Again, this cannot be applied in our case since the electronic contribution in the normal state is overwhelmed by the phononic contribution. The consequence of this is twofold:

(i) one cannot have access to γ_n from the normal-state specific heat and (ii) one can only fit the normal state c_n by a cubic power law.

Hence, to extract the significant information contained in the superconducting specific heat in granular materials, the following protocol has been used: the subtraction of the phononic contribution to the specific heat in the normal state is done by fitting the part of the specific heat curves above T_c only by a cubic term with temperature such as $c_i(T) = \beta_i T^3$, i being the i th evaporation. All the relevant numerical data extracted from the heat capacity measurements are gathered in the Table 1.

Analysis of the bosonic contribution. In this section, we present the analysis of the contribution to specific heat of quantum fluctuations within the bosonic model. Since the SIT is bosonic in nature, its universal properties can be described by a 2D

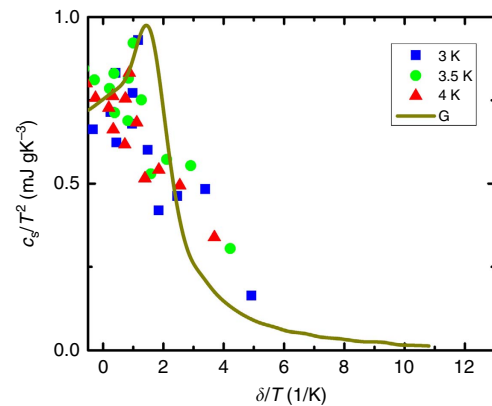


Figure 5 | Scaling of the electronic specific heat. The specific heat c_s normalized to T^2 is scaled as a function of the characteristic energy scale Δ related to disorder normalized to temperature. The brown curve corresponds to the best adjustment obtained from the bosonic model developed by Rançon *et al.*³ (see text).

effective bosonic theory. Standard scaling arguments imply that the singular part of the specific heat reads:

$$c_s = k_B \left(\frac{k_B T}{\hbar v_c} \right)^2 \mathcal{G} \left(\frac{\Delta}{k_B T} \right), \quad (10)$$

where G is a dimensionless scaling function. v_c is the velocity of critical fluctuations at the QCP and Δ denotes a characteristic energy scale that vanishes at the QCP: $\Delta \propto |\delta - \delta_c|^{1/z}$ with δ the non-thermal parameter that controls the transition (here the inverse of the film thickness), and v and z being the correlation length and the dynamical critical exponents, respectively. Δ corresponds to the excitation gap in the insulating phase and is defined by the superfluid stiffness in the superconducting phase.

The universal scaling function \mathcal{F} defining the pressure $P(T) = P(0) + (k_B T)^3 / (\hbar v_c)^2 \mathcal{F}(\Delta/k_B T)$ near the QCP has recently been calculated in the framework of the relativistic quantum O(2) model (quantum ϕ^4 theory for a complex field ϕ)³. The scaling function $\mathcal{G}(x)$ in equation (10) is simply $\mathcal{G} = 6\mathcal{F} - 4x\mathcal{F}' + x^2\mathcal{F}''$ (Fig. 5). A striking observation is that both the entropy and the specific heat are non-monotonic when δ is varied at fixed temperature, with a pronounced maximum near the QCP $\delta = \delta_c$. Although this result was obtained for a clean system, we expect it to hold also for a disordered system similar to the calculations of the collective amplitude modes in this region⁵⁵. In any case, this scaling cannot explain the full physics of the data since at least two orders of magnitude differs between the expected specific heat variation in the bosonic picture and what has been observed on the granular superconducting films.

Data availability. The data that support the findings of this study are available from the corresponding author on reasonable request.

References

- Sachdev, S. in *Quantum Phase Transition* 2nd edn. (Cambridge Univ. Press, 2011).
- Lohnneysen, H. V., Rosch, A., Vojta, M. & Wölfle, P. Fermi-liquid instabilities at magnetic quantum phase transitions. *Rev. Mod. Phys.* **79**, 1015–1075 (2007).
- Rançon, A. & Dupuis, N. Quantum XY criticality in a two-dimensional Bose gas near the Mott transition. *Europhys. Lett.* **104**, 16002 (2013).
- Rançon, A., Kodio, O., Dupuis, N. & Lecheminant, P. Thermodynamics in the vicinity of a relativistic quantum critical point in 2 + 1 dimensions. *Phys. Rev. E* **88**, 012113 (2013).
- Witzak-Krempa, W., Sorensen, E. S. & Sachdev, S. The dynamics of quantum criticality revealed by quantum Monte Carlo and holography. *Nat. Phys.* **10**, 361–366 (2014).
- Goldman, A. M. & Markovic, N. Superconductor-insulator transitions in the two-dimensional limit. *Phys. Today* **51**, 39–41 (1998).
- Strongin, M., Thompson, R. S., Kammerer, O. F. & Crow, J. E. Destruction of superconductivity in disordered near-monolayer films. *Phys. Rev. B* **1**, 1078–1091 (1970).
- Dynes, R. C., White, A. E., Graybeal, J. M. & Garno, J. P. Breakdown of Eliashberg theory for two-dimensional superconductivity in the presence of disorder. *Phys. Rev. Lett.* **57**, 2195–2198 (1986).
- Haviland, D. B., Liu, Y. & Goldman, A. M. Onset of superconductivity in the two-dimensional limit. *Phys. Rev. Lett.* **62**, 2180–2183 (1989).
- Valles, J. M., Dynes, R. C. & Garno, J. P. Electron tunneling determination of the order-parameter amplitude at the superconductor-insulator transition in 2D. *Phys. Rev. Lett.* **69**, 3567–3570 (1992).
- Frydman, A., Naaman, O. & Dynes, R. C. Universal transport in two-dimensional granular superconductors. *Phys. Rev. B* **66**, 052509 (2002).
- Hadacek, N., Sanquer, M. & Villegier, J.-C. Double reentrant superconductor-insulator transition in thin TiN films. *Phys. Rev. B* **69**, 024505 (2004).
- Stewart, M. D. Jr, Yin, A., Xu, J. M. & Valles, J. M. Jr Superconducting pair correlations in an amorphous insulating nanohoneycomb film. *Science* **318**, 1273–1275 (2007).
- Sacepe, B. *et al.* Disorder-Induced inhomogeneities of the superconducting state close to the Superconductor-Insulator transition. *Phys. Rev. Lett.* **101**, 157006 (2008).
- Hollen, S. M. *et al.* Cooper-pair insulator phase in superconducting amorphous bi films induced by nanometer-scale thickness variations. *Phys. Rev. B* **84**, 064528 (2011).
- Baturina, T. I. *et al.* Nanopattern-stimulated superconductor-insulator transition in thin TiN films. *Europhys. Lett.* **93**, 47002 (2011).
- Paalanen, M. A., Hebard, A. F. & Ruel, R. R. Low-temperature insulating phases of uniformly disordered two-dimensional superconductors. *Phys. Rev. Lett.* **69**, 1604–1607 (1992).
- Yazdani, A. & Kapitulnik, A. Superconducting-insulating transition in two-dimensional a-MoGe thin films. *Phys. Rev. Lett.* **74**, 3037–3040 (1995).
- Gantmakher, V. F., Golubkov, M. V., Dolgoplov, V. T., Tsydynzhapov, G. E. & Shashkin, A. A. Conductor-insulator quantum phase transitions. *JETP Lett* **68**, 363–369 (1998).
- Sambandamurthy, G., Engel, L. W., Johansson, A. & Shahar, D. Superconductivity-related insulating behavior. *Phys. Rev. Lett.* **92**, 107005 (2004).
- Sambandamurthy, G., Engel, L. W., Johansson, A., Peled, E. & Shahar, D. Experimental evidence for a collective insulating state in two-dimensional superconductors. *Phys. Rev. Lett.* **94**, 017003 (2005).
- Steiner, M. A., Boebinger, G. & Kapitulnik, A. Possible field-tuned superconductor-insulator transition in high-Tc superconductors: implications for pairing at high magnetic fields. *Phys. Rev. Lett.* **94**, 107008 (2005).
- Baturina, T. I., Bentner, J., Strunk, C., Baklanov, M. R. & Satta, A. From quantum corrections to magnetic-field-tuned superconductor-insulator quantum phase transition in TiN films. *Physica B* **359**, 500–502 (2005).
- Baturina, T. I., Strunk, C., Baklanov, M. R. & Satta, A. Quantum metallicity on the high-field side of the superconductor-insulator transition. *Phys. Rev. Lett.* **98**, 127003 (2007).
- Crane, R. W. *et al.* Fluctuations, dissipation, and nonuniversal superfluid jumps in two-dimensional superconductors. *Phys. Rev. Lett.* **B 75**, 094506 (2007).
- Vinokur, V. *et al.* Superinsulator and quantum synchronization. *Nature* **452**, 613–615 (2008).
- Sacepe, B. *et al.* Localization of preformed Cooper pairs in disordered superconductors. *Nat. Phys.* **7**, 239–244 (2011).
- Poran, S., Shimshoni, E. & Frydman, A. Disorder-induced superconducting ratchet effect in nanowires. *Phys. Rev. B* **84**, 014529 (2011).
- Mondal, M. *et al.* Phase fluctuations in a strongly disordered s-wave NbN superconductor close to the metal-insulator transition. *Phys. Rev. Lett.* **106**, 047001 (2011).
- Parendo, K. A. *et al.* Electrostatic tuning of the superconductor-insulator transition in two dimensions. *Phys. Rev. Lett.* **95**, 049902 (2005).
- Barber, R. P., Merchant, L. M., La Porta, A. & Dynes, R. C. Tunneling into granular Pb films in the superconducting and insulating regimes. *Phys. Rev. B* **49**, 3409–3413 (1994).
- Fisher, M. P. A. & Lee, D. H. Correspondence between two-dimensional bosons and a bulk superconductor in a magnetic field. *Phys. Rev. B* **39**, 2756–2759 (1989).
- Sherman, D., Kopnov, G., Shahar, D. & Frydman, A. Measurement of a superconducting energy gap in a homogeneously amorphous insulator. *Phys. Rev. Lett.* **108**, 177006 (2012).
- Ghosal, A., Randeria, M. & Trivedi, N. Role of spatial amplitude fluctuations in highly disordered s-wave superconductors. *Phys. Rev. Lett.* **81**, 3940–3943 (1998).
- Sherman, D. *et al.* The Higgs mode in disordered superconductors close to a quantum phase transition. *Nat. Phys.* **11**, 188–192 (2015).
- Gazit, S., Podolsky, D., Auerbach, A. & Arovas, D.P. Dynamics and conductivity near quantum criticality. *Phys. Rev. B* **88**, 235108 (2013).
- Gegenwart, P., Si, Q. & Steglich, F. Quantum criticality in heavy-fermion metals. *Nature Physics* **4**, 186–197 (2008).
- Dynes, R. C., Garno, J. P. & Rowell, J. M. 2-Dimensional electrical-conductivity in quench-condensed metal-films. *Phys. Rev. Lett.* **40**, 479–482 (1978).
- Frydman, A. The superconductor insulator transition in systems of ultrasmall grains. *Physica C* **391**, 189–195 (2003).
- Bourgeois, O., Frydman, A. & Dynes, R. C. Inverse proximity effect in a strongly correlated electron system. *Phys. Rev. Lett.* **88**, 186403 (2002).
- Bourgeois, O., Skipetrov, S. E., Ong, F. & Chaussy, J. Attojoule calorimetry of mesoscopic superconducting loops. *Phys. Rev. Lett.* **94**, 057007 (2005).
- Poran, S., Molina-Ruiz, M., Gérardin, A., Frydman, A. & Bourgeois, O. Specific heat measurement set-up for quench condensed thin superconducting films. *Rev. Sci. Instrum.* **85**, 053903 (2014).
- Merchant, L., Ostrick, J., Barber, R. P. & Dynes, R. C. Crossover from phase fluctuation to amplitude-dominated superconductivity: a model system. *Phys. Rev. B* **63**, 134508 (2001).
- Bouadim, K., Loh, Y., Randeria, M. & Trivedi, N. Single- and two-particle energy gaps across the disorder-driven superconductor-insulator transition. *Nat. Phys.* **7**, 884–889 (2011).
- Mulhschlegel, B., Scalapino, D. J. & Denton, R. Thermodynamic properties of small superconducting particles. *Phys. Rev. B* **6**, 1767–1777 (1972).
- Black, C. T., Ralph, D. C. & Tinkham, M. Spectroscopy of the superconducting gap in individual nanometer-scale aluminum particles. *Phys. Rev. Lett.* **76**, 688–691 (1996).
- Lakner, M., Lohnneysen, H. V., Langenfeld, A. & Wlfle, P. Localized magnetic moments in Si:P near the metal-insulator transition. *Phys. Rev. B* **50**, 17064 (1994).
- Tinkham, M. *Introduction to Superconductivity* (Mc Graw-Hill, 1985).
- Hedin, L. New method for calculating the one-particle Green's function with application to the electron-gas problem. *Phys. Rev.* **139**, A796–A823 (1965).
- Krakovsky, A. & Percus, J. K. Quasiparticle effective mass for the two- and three-dimensional electron gas. *Phys. Rev. B* **53**, 7352–7356 (1996).
- Podolsky, D., Auerbach, A. & Arovas, D. P. Visibility of the amplitude (Higgs) mode in condensed matter. *Phys. Rev. B* **84**, 174522 (2011).
- Filler, R. L., Lindenfeld, P., Worthington, T. & Deutscher, G. Heat-capacity measurements on granular aluminum. *Phys. Rev. B* **21**, 5031 (1980).
- Greene, R. L., King, C. N., Zubeck, R. B. & Hauser, J. J. Specific Heat of Granular Aluminum Films. *Phys. Rev. B* **6**, 3297–3305 (1972).
- Li, W. H. *et al.* Enhancement of superconductivity by the small size effect in In nanoparticles. *Phys. Rev. B* **72**, 214516 (2005).
- Swanson, M., Loh, Y. L., Randeria, M. & Trivedi, N. Dynamical conductivity across the disorder-tuned superconductor-insulator transition. *Phys. Rev. X* **4**, 021007 (2014).
- Frydman, A. & Dynes, R. C. Granular superconductors and ferromagnets, a proximity effect based analogue. *Phil. Mag.* **81**, 1153 (2001).

Acknowledgements

We are grateful for useful discussions with M. Molina Ruiz, P. Gandit, N. Trivedi, E. Shimshoni and A. Kapitulnik, and for technical support from E. André, P. Brosse-Marron and A. Gérardin. We acknowledge support from the Laboratoire d'excellence LANEF in Grenoble (ANR-10-LABX-51-01). A.F. acknowledges support from the EU project MicroKelvin, and by the US-Israel Binational Science Foundation grant no. 2014325. A.A. acknowledges support from the US-Israel Binational Science Foundation grant number 2012233 and from the Israel Science Foundation, grant number 1111/16.

Author contributions

S.P., T.N.-D., A.F. and O.B. carried out the experiments. A.F. and O.B. initiated and supervised the research. A.A. and N.D. carried out the theoretical analysis. All the authors discussed the results and wrote the manuscript.

Additional information

Competing financial interests: The authors declare no competing financial interests.

Reprints and permission information is available online at <http://npg.nature.com/reprintsandpermissions/>

How to cite this article: Poran, S. *et al.* Quantum criticality at the superconductor-insulator transition revealed by specific heat measurements. *Nat. Commun.* **8**, 14464 doi: 10.1038/ncomms14464 (2017).

Publisher's note: Springer Nature remains neutral with regard to jurisdictional claims in published maps and institutional affiliations.



This work is licensed under a Creative Commons Attribution 4.0 International License. The images or other third party material in this article are included in the article's Creative Commons license, unless indicated otherwise in the credit line; if the material is not included under the Creative Commons license, users will need to obtain permission from the license holder to reproduce the material. To view a copy of this license, visit <http://creativecommons.org/licenses/by/4.0/>

© The Author(s) 2017